



Ground-based GW interferometers in the LISA epoch

David Shoemaker
MIT LIGO
20 July 02



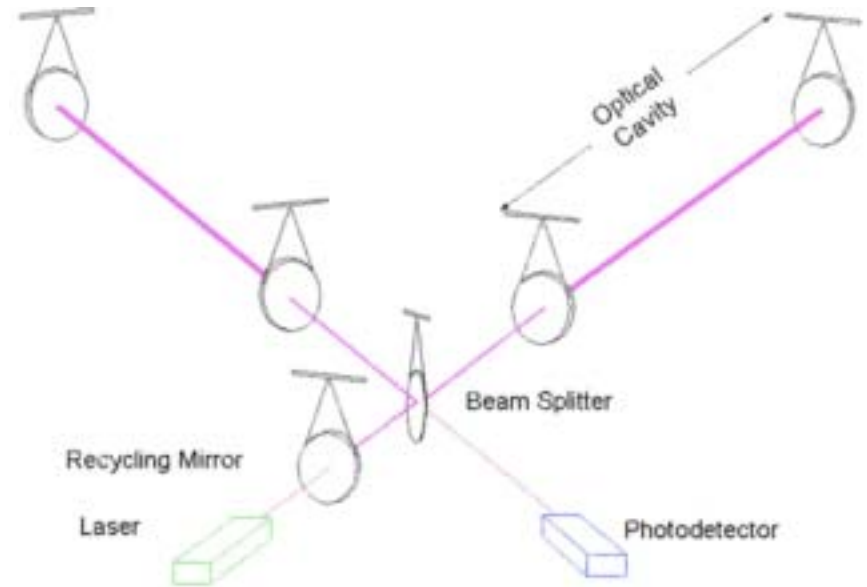
Points of departure

- LISA will join the network of ground-based detectors ~2011, with a 10-year lifetime
- What will the interferometric detector ground network look like at this time?
- Labels (not designed to commit or limit named institutions!):
 - » 1st generation: e.g., TAMA, initial LIGO, initial VIRGO.....: in operation ~now.
 - » 2nd generation: e.g., [GEO (now)], updated VIRGO, Advanced LIGO...; in operation ~2008
 - » 3rd generation: e.g., LCGT, EURO.....; in operation ~2010-15

Limits to sensitivity

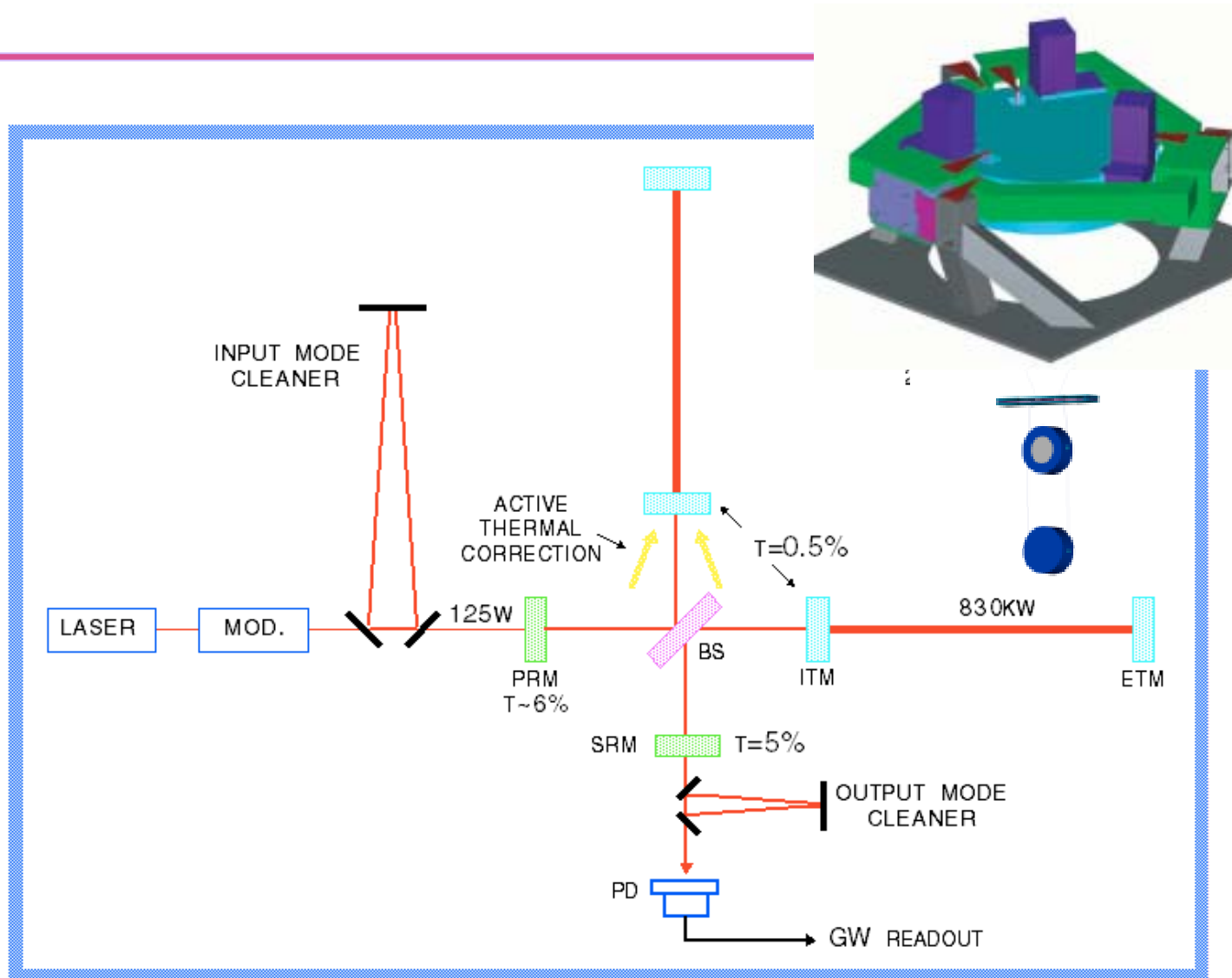
Basic measurement:

- GW strains produce differential changes in optical path between free masses' along orthogonal arms
 - Phase difference in returning light read out as deviations from a dark Michelson interferometer fringe
-
- How sensitive an instrument can we build?
 - » Undesired physical motions of the test masses
 - » Limits to precision of the distance measurement system



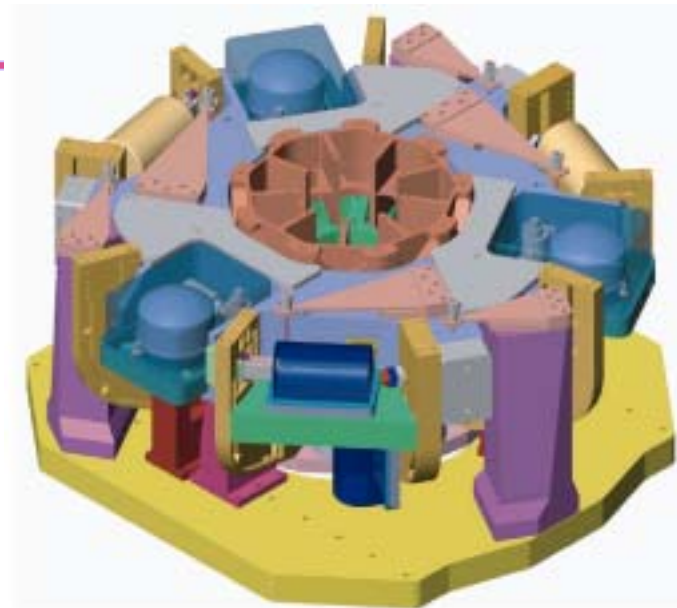
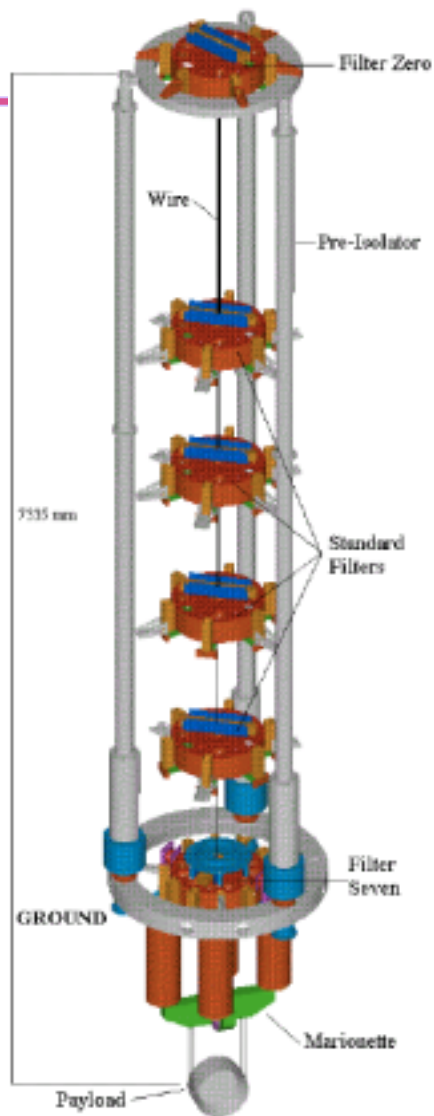


LIGO Typical interferometer elements




Seismic noise

- Physical environmental motion transmitted to test mass
- Require that this make a negligible impact on astrophysical sensitivity
- Also: keep control authority away from the test masses (0.1-10 Hz)
- 2nd Generation: Filter with some combination of active means (sensors, actuators, and servos) and passive means (pendulums or similar used above their resonant frequency)



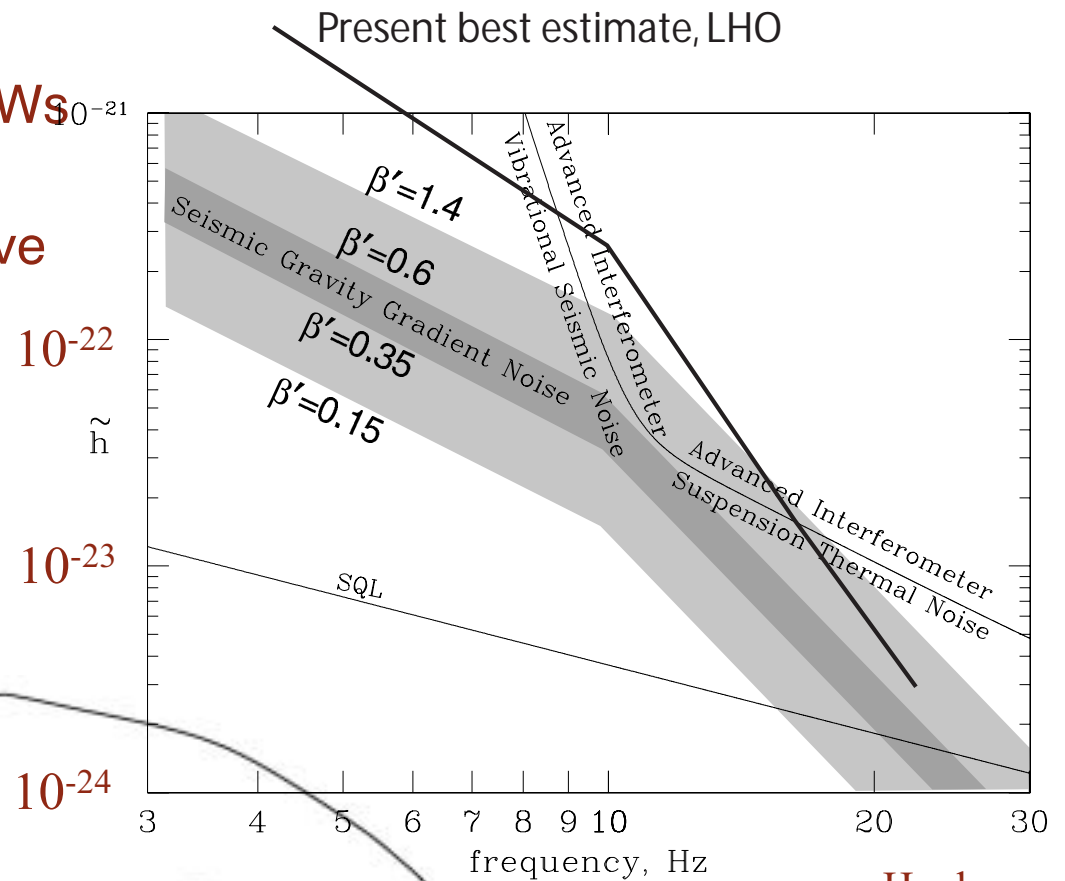
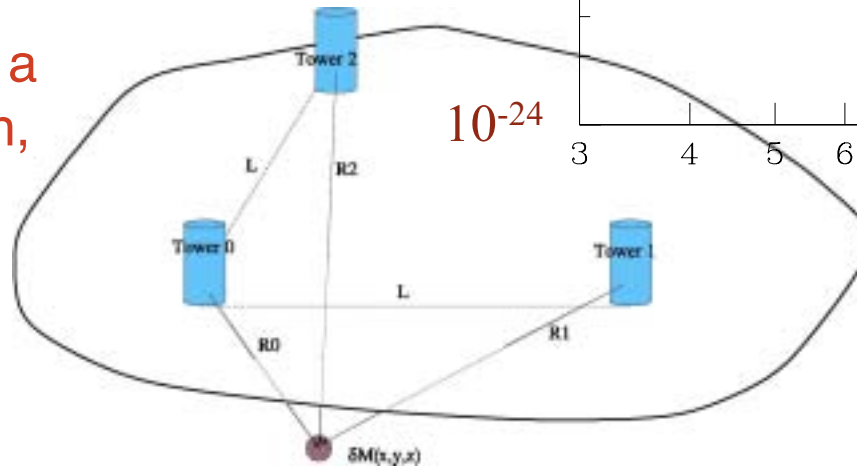
- 3rd Generation: similar approaches
- Other limits to sensitivity will dominate future instruments.

Thermal Noise

- Internal modes of test mass, and its suspension, have kT of energy per mode
 - Use very low-loss materials to collect the motion due to kT in a small band at, and around, resonances, and then observe below or above these resonances
 - Provides a broad-band limit to performance
 - » Low Freq.: Pendulum modes
 - » Mid Freq: testmass internal modes
 - 2nd Generation:
 - » Sapphire for test mass/mirror
 - » Fused silica ribbons or tapered fibers for final stage of the suspension system
- 
- 3rd Generation:
 - » cooling of masses and suspensions (win as \sqrt{T} , maybe better);
 - » non-transmissive lower loss materials; possibly remote sensing of motion, feedback or compensation

Newtonian background

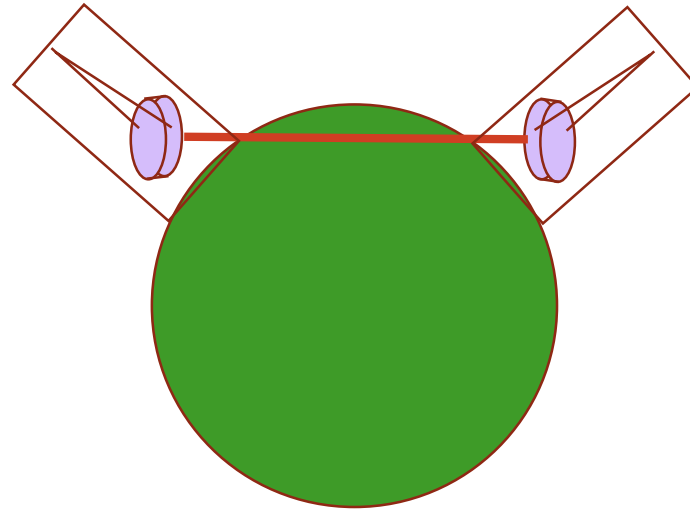
- Fluctuations in the local gravitational field, mimicking GWs
- Due to fluctuations in ground density, passing clouds, massive objects
- Can't be shielded; THE low-frequency limit on the ground
- 2nd: Some reduction possible through monitoring and subtraction
- 3rd: Needed: a breakthrough, aided by tunneling



Hughes,
Thorne,
Schofield

Length of ground-based interferometers

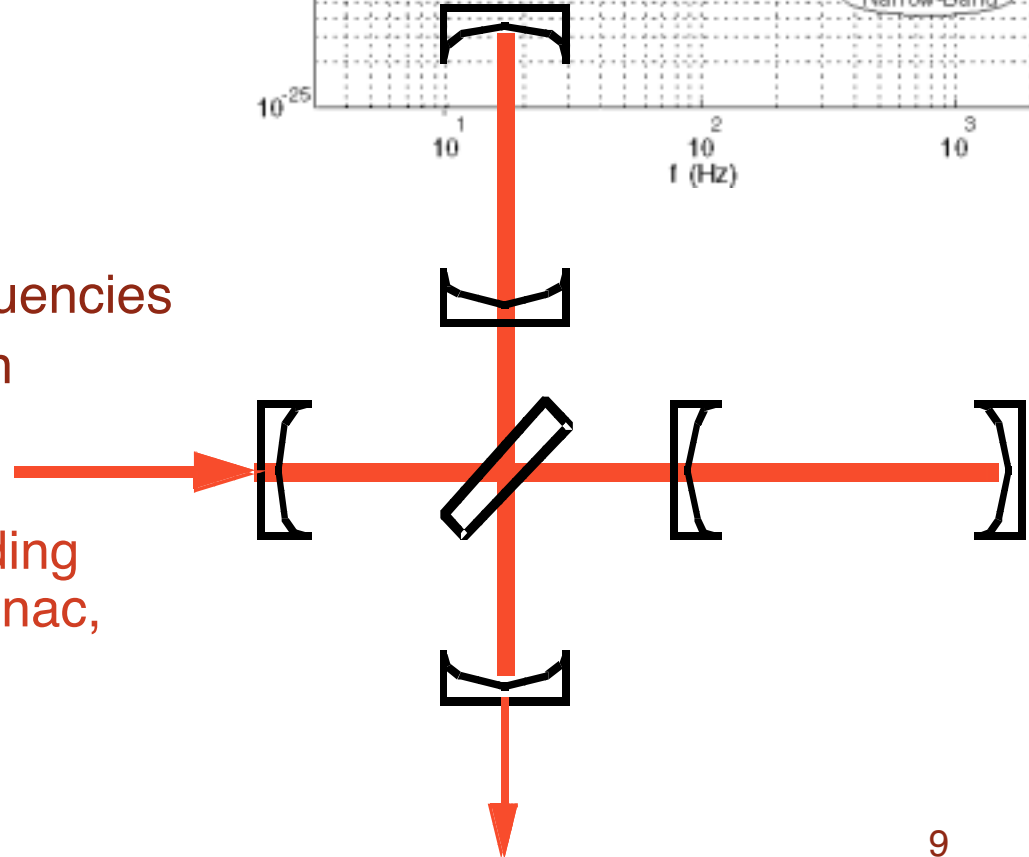
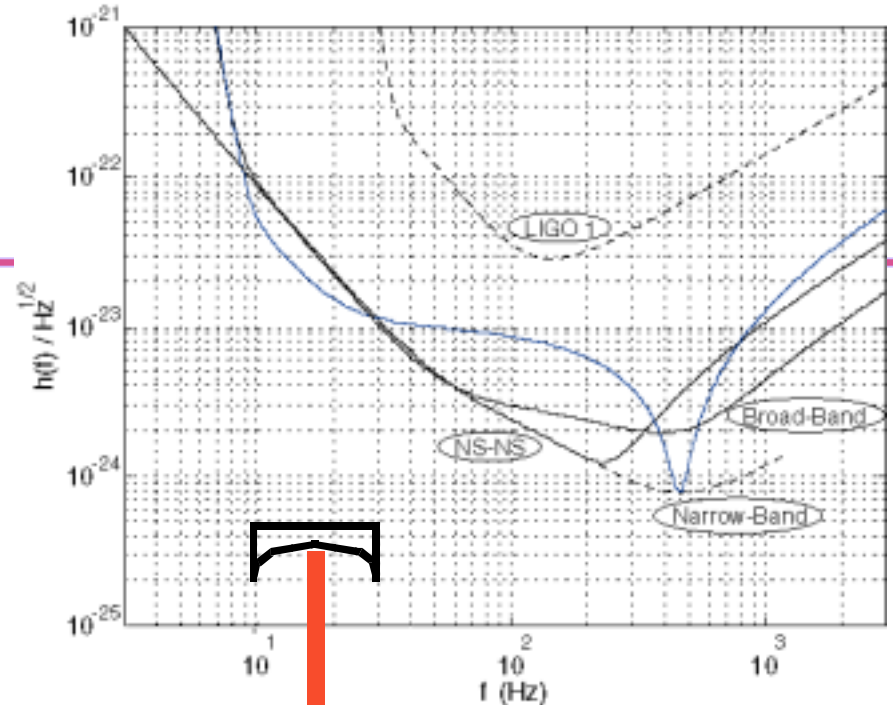
- Mechanical sources of noise, important at low frequencies, are independent of length, but strain signal grows; is there an optimum?
- Coupling of vertical (towards earth center) motion to optical axis motion – grows with length
 - » Practical difficulties of seismic isolation; can be mastered
 - » Suspension vertical thermal noise more of a challenge
 - » Energy stored directly in fiber (contrast to horizontal pendulum case)
 - » Diminishing returns when vertical thermal noise dominates
- Cost of tunneling, tubing – taxpayer noise increases with length!
- Present interferometers are 300m, 600m, 3 km, 4 km
- Further interferometers could exploit the scaling by ? x2 ?





Interferometric Sensing

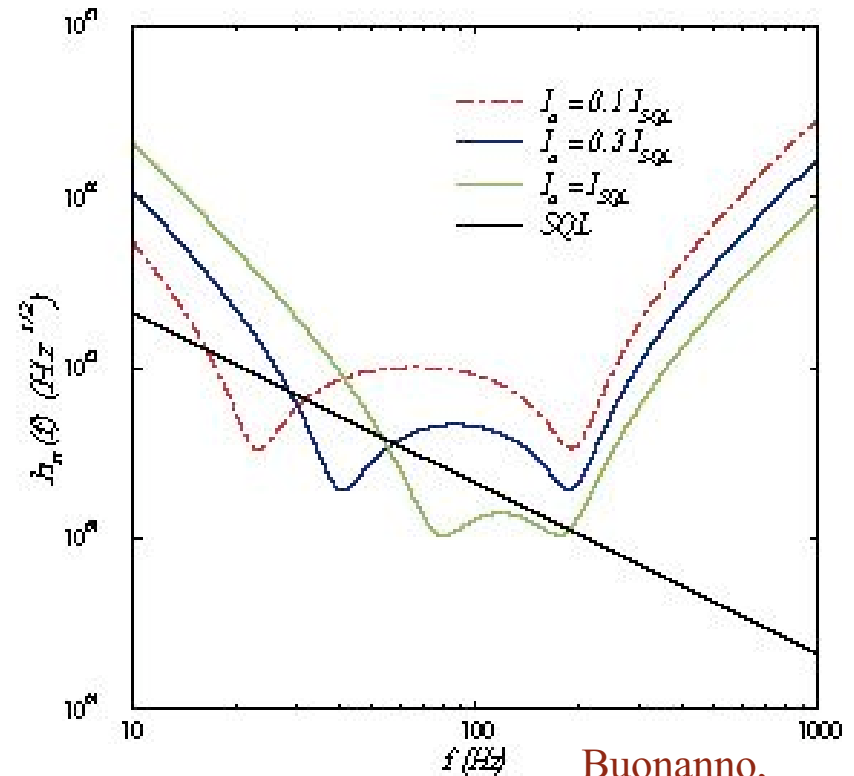
- Fabry-perot cavities – increased interaction time with GWs
- Power recycling – impedance match
- 2nd: Signal Recycling – can be resonant, or anti-resonant, for gravitational wave frequencies
- Allows optimum to be chosen for technical limits, astrophysical signatures
- 3rd: lots of possibilities, including non-transmissive optics, Sagnac, delay-lines in arms





Quantum Limits

- Increase in laser power increases resolution of readout of phase as $\sqrt{\text{power}}$
 - » e.g., 10^{-11} rad/rHz requires some 10 kW of circulating optical power
 - » Achieve with ~ 200 W laser power, and resonant cavities
- But momentum transferred to test masses also increases
- Coupling of photon shot noise fluctuations, and the momentum transferred from photons to test masses, in Signal Recycled Interferometer
 - » Brute force: larger test masses, longer interferometer arms
- 3rd: Quantum Non-Demolition, speed-meter configurations for greater sensitivity for given circulating power

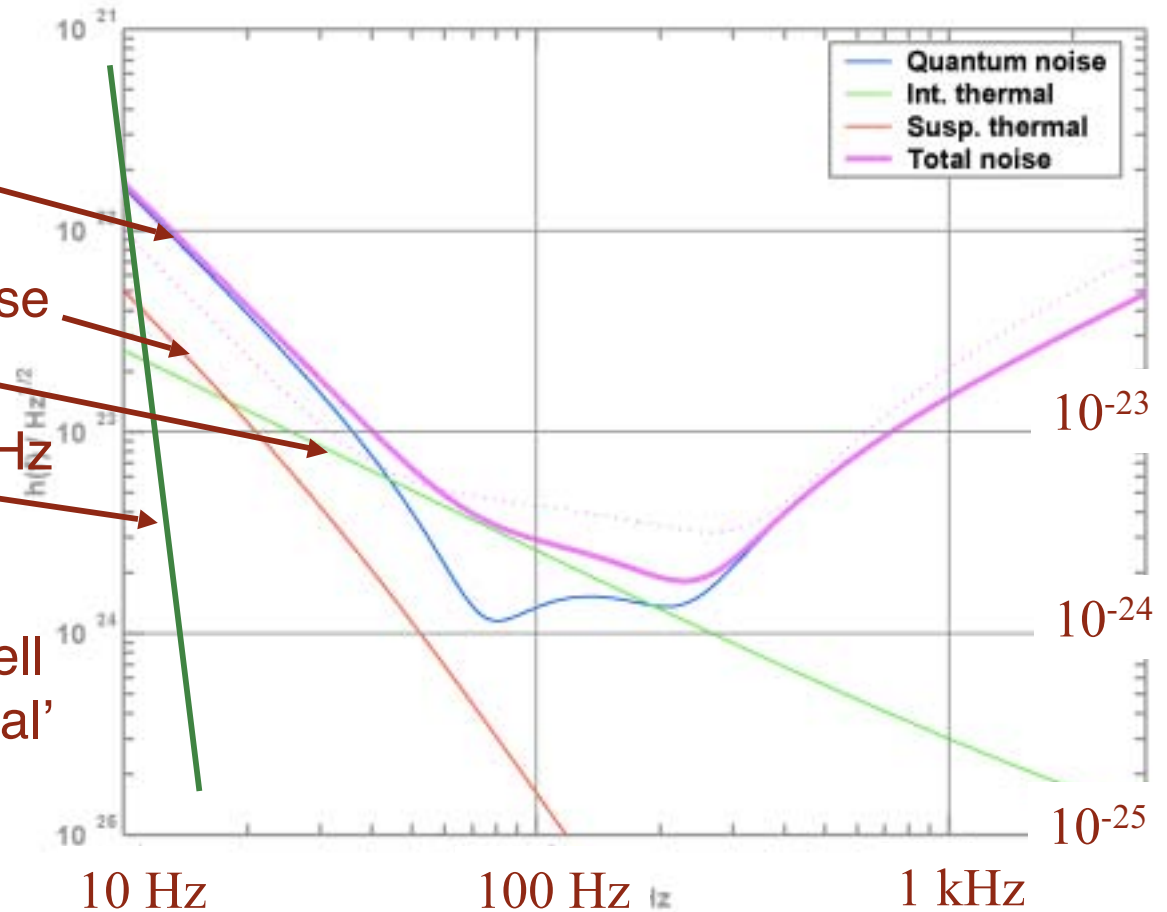


Buonanno,
Chen



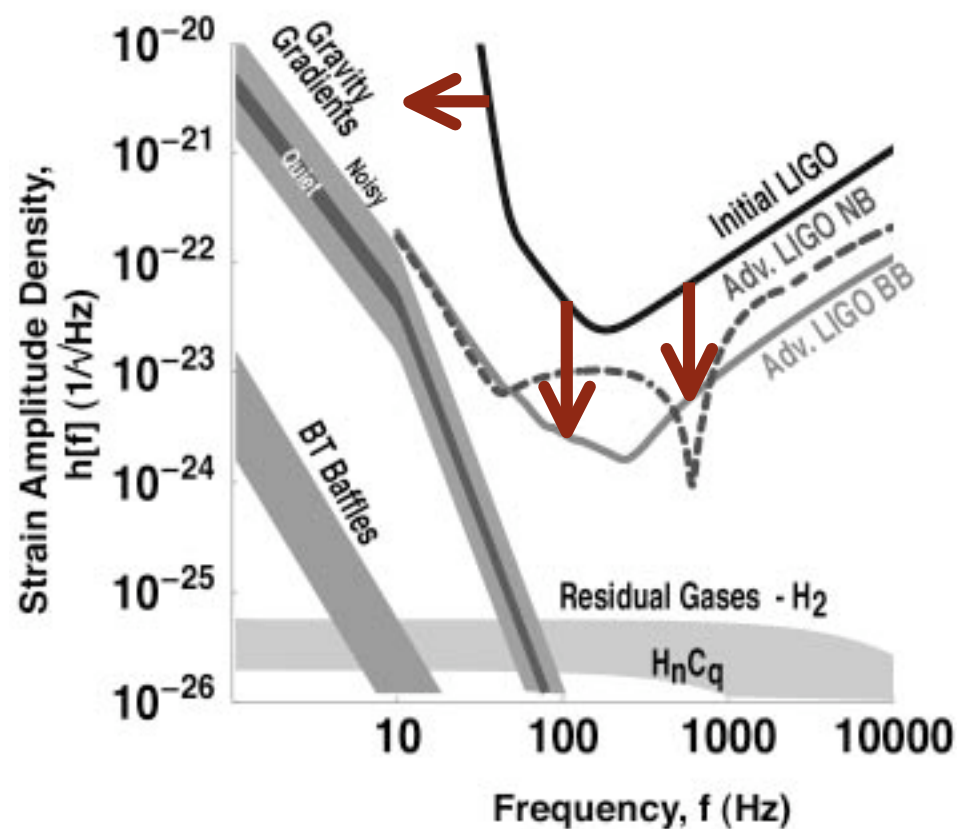
Performance of 2nd generation detectors

- Adv LIGO as example
- Unified quantum noise dominates at most frequencies
- Suspension thermal noise
- Internal thermal noise
- Seismic 'cutoff' at 5-10 Hz
- 'technical' noise (e.g., laser frequency) levels held in general well below these 'fundamental' noises



Limits to sensitivity

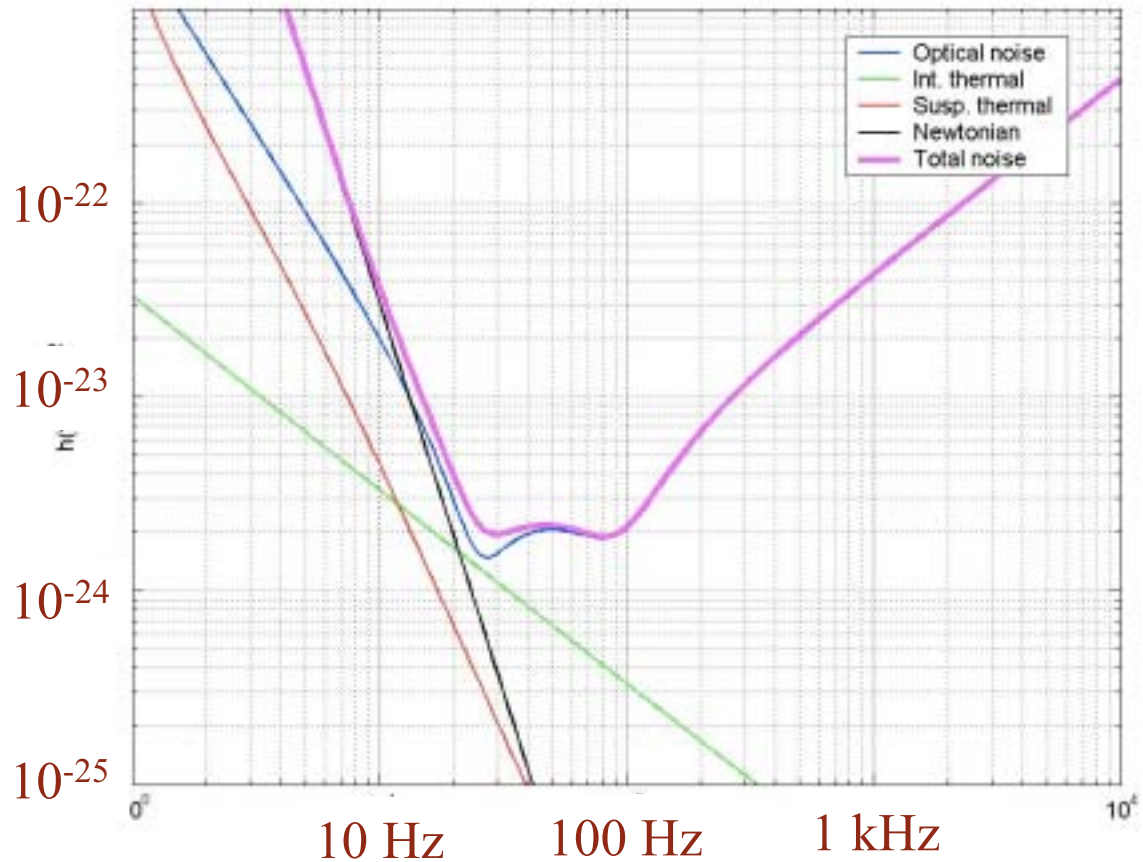
- Instrument limits
 - » Thermal noise
 - » Quantum noise
- Facility constraints
 - » Length
 - » Seismic environment
 - » Gravity gradients
 - » Residual gas in beam tube
 - » Configuration





Performance of 3rd generation detectors: Toy Models

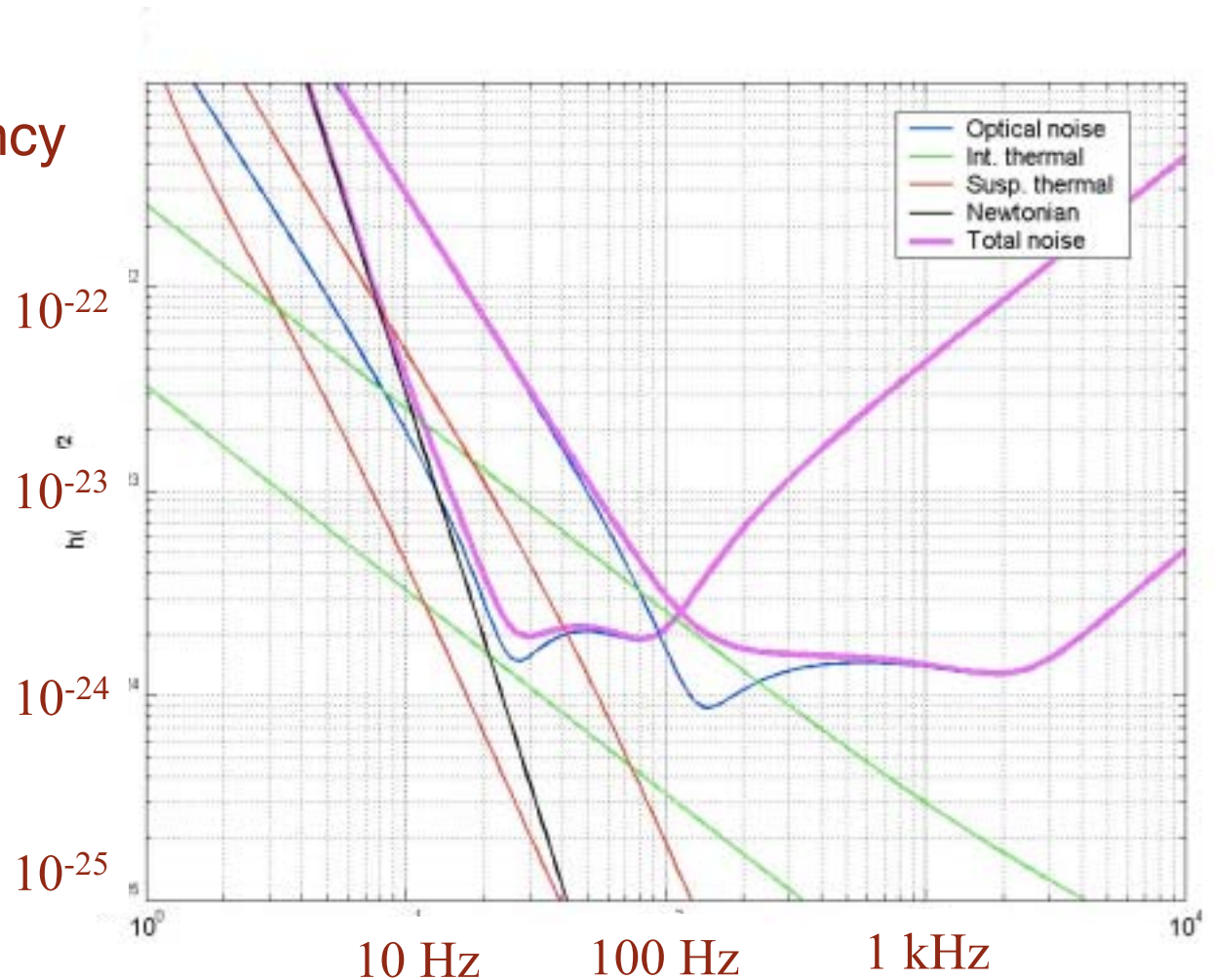
- 2nd generation, with...
- 30W, 230 kg
- Cryogenically cooled masses, suspensions
- Large beams
- Signal recycling
- 505 Mpc, 1 ifo





Multiple interferometers at a site: complementary specifications

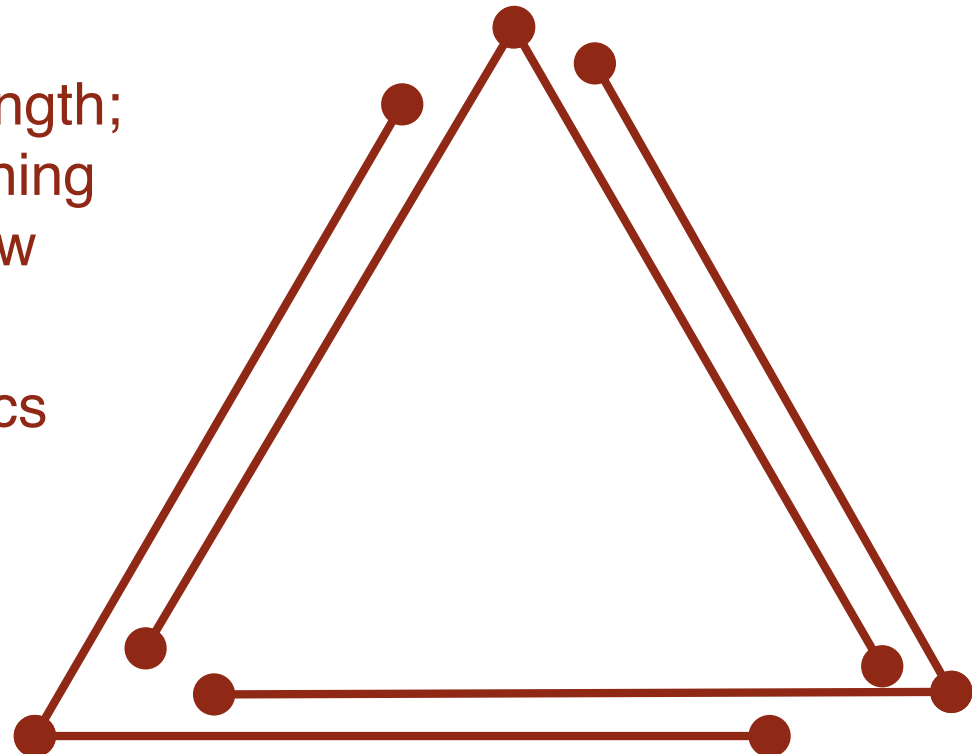
- Low- and high-frequency instruments, or broad- and narrow-band
- Very powerful decoupling of technical challenges
- Complementary frequency response
- Potential for tracking sources





Multiple interferometers at a site: geometric differentiation

- Recovery of both polarizations
 - » Greater overlap with other networked detectors
- Diagnostics, auxiliary signals (as for LISA)
- Some loss in signal strength; recovery through combining signals from different ifow
- Potential for other physics
 - » Search for scalar GWs
 - » Sagnac studies



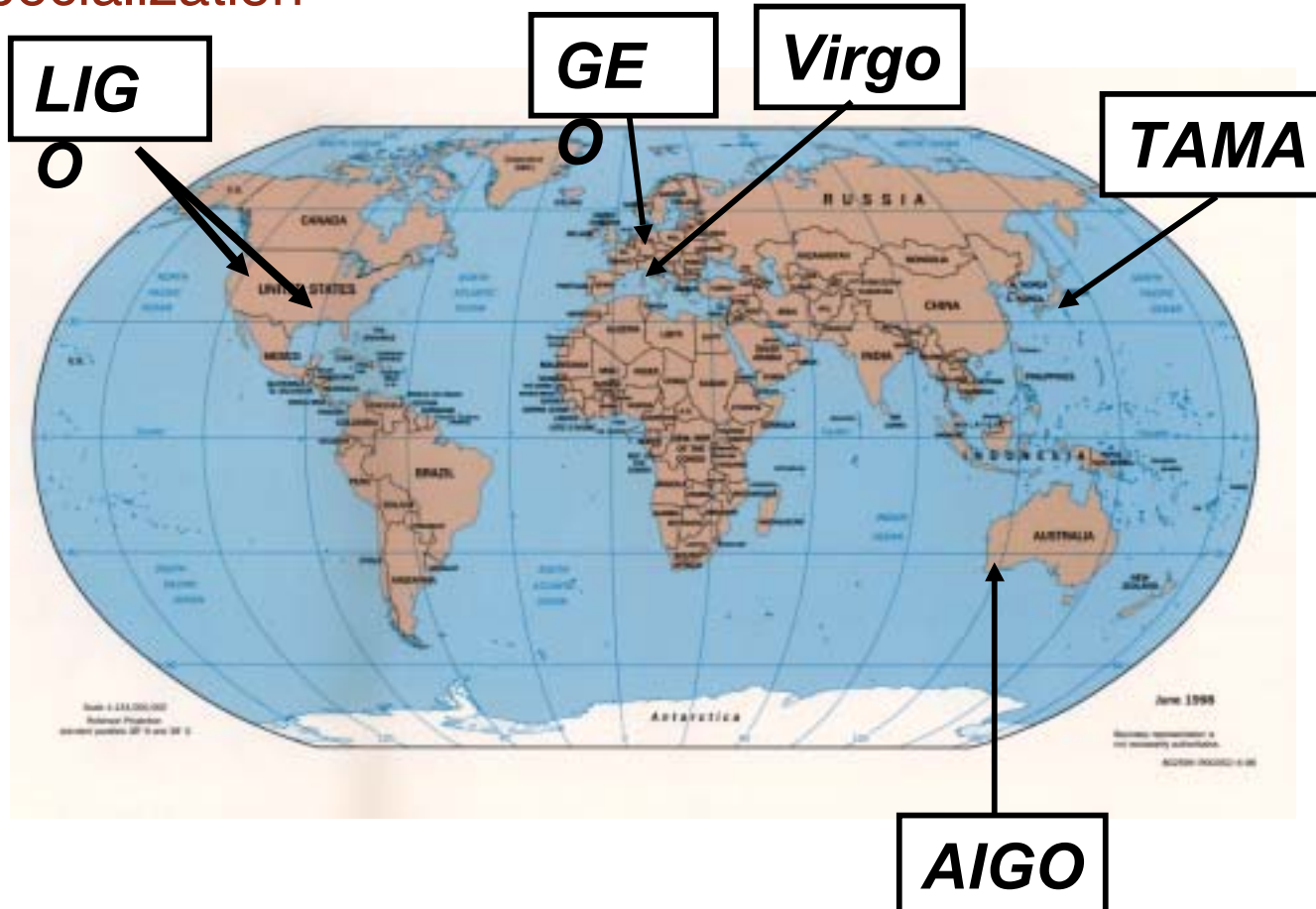
Ruediger

15



Multiple interferometers distributed around the world: the Network

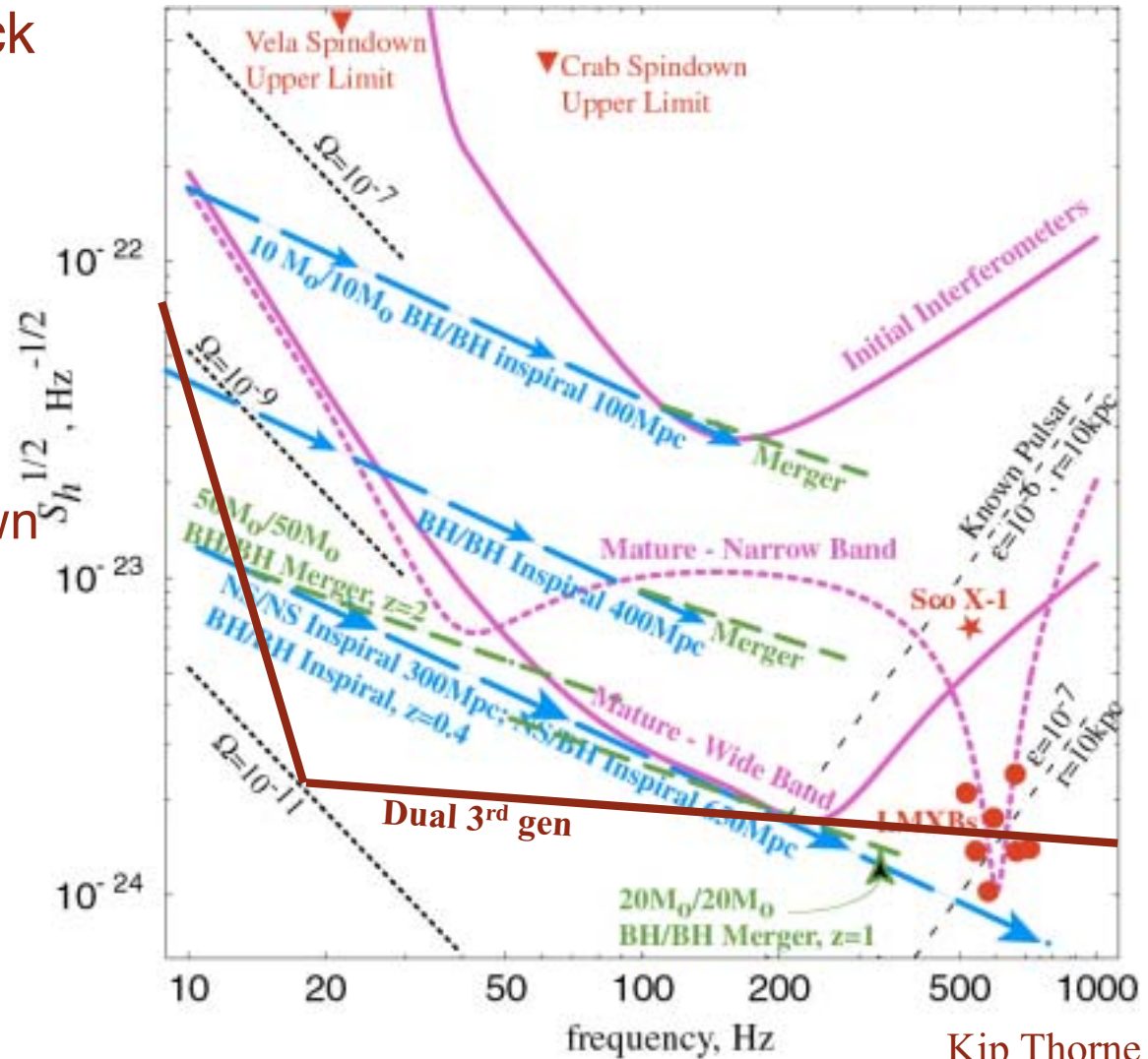
- Detection confidence
- Extraction of polarization, position information
- Specialization





Astrophysical Reach

- Neutron Star & Black Hole Binaries
 - » inspiral
 - » merger
- Spinning NS's
 - » LMXBs
 - » known pulsars
 - » previously unknown
- NS Birth
 - » tumbling
 - » convection
- Stochastic background
 - » big bang
 - » early universe



Kip Thorne

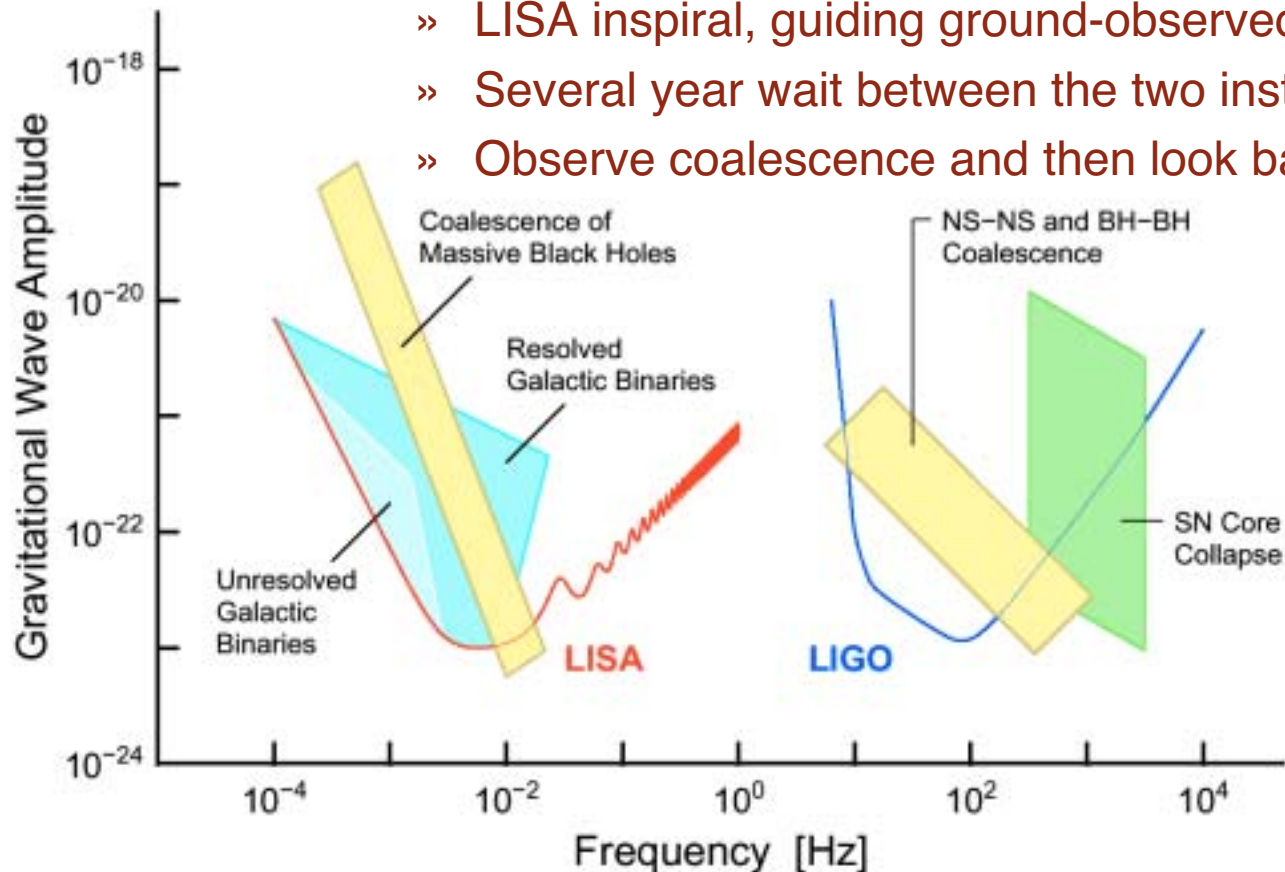


Linking space- and ground- observations

- Are there ways of taking advantage of simultaneous (or sequential) observation with space- and ground-based systems?

- Inspirals – $10 + 100 M_{\text{sun}}$

- » LISA inspiral, guiding ground-observed coalescence, ringdown
- » Several year wait between the two instruments
- » Observe coalescence and then look back at old LISA data?



- Stochastic background
- Anything else sufficiently broad-band?
- ...LISA II...



Choosing an upgrade path for ground-based systems

- Technical constraints
 - » Need a 'quantum' of technological improvement
 - Adequate increment in sensitivity for 2nd generation
 - Promise for the 3rd generation
 - » Must be responsible observers – try to maintain a continuous Network of instruments
- Wish to maximize astrophysics to be gained
 - » Must fully exploit initial instruments
 - » Any change in instrument leads to lost observing time at an Observatory
 - » Studies based on initial interferometer installation and commissioning indicate 1-1.5 years between decommissioning one instrument and starting observation with the next
 - » → Want to make one significant change, not many small changes



Ground-based Interferometry

- Starting observations this summer
 - » TAMA, LIGO, GEO – and soon VIRGO
 - » New upper limits to GW flux
- 1st generation observing run → ~2008
 - » At a sensitivity that makes detection ‘plausible’
- 2nd generation starting ~2008
 - » At a sensitivity which makes a lack of detection implausible
- 3rd generation starting around the time that LISA is launched
 - » Guided by the GW discoveries already made
 - » With an ever-growing network of detectors
 - » Using some technologies yet to be discovered
 - » ...and a good partner to LISA in developing a new gravitational wave astronomy